

 constellis

KIDNAP+ RANSOM INSIGHT

GLOBAL SUMMARY



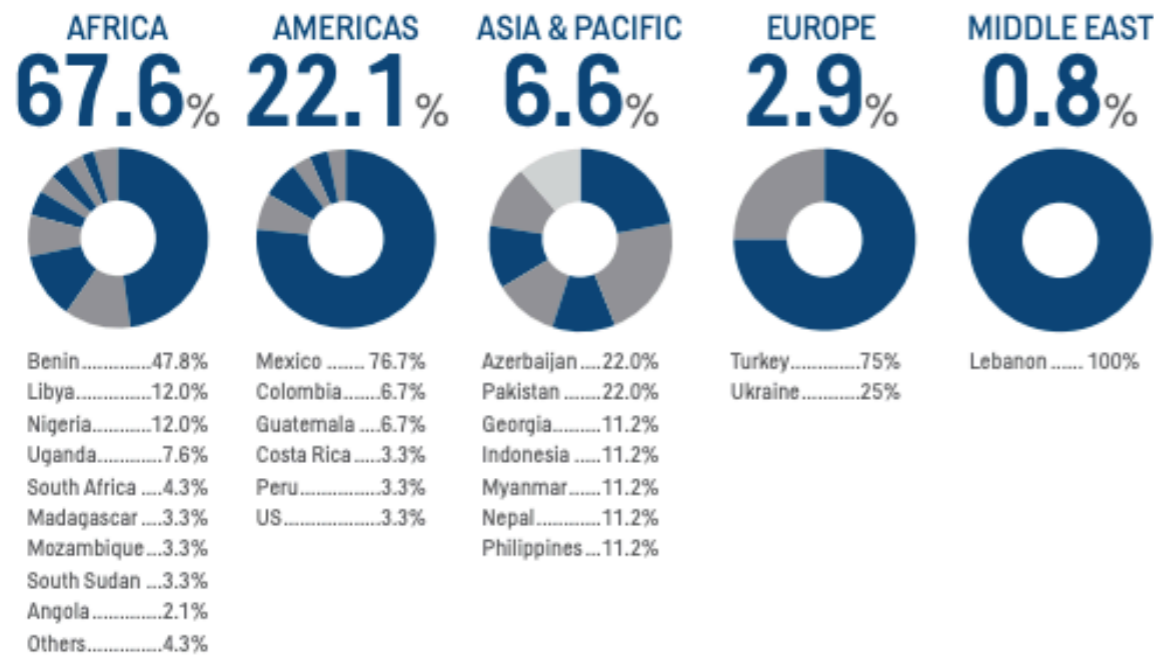
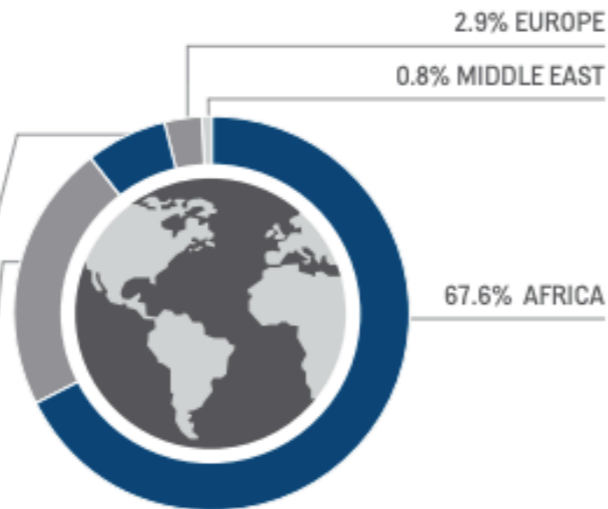
STATISTICS

JAN-FEB 2018

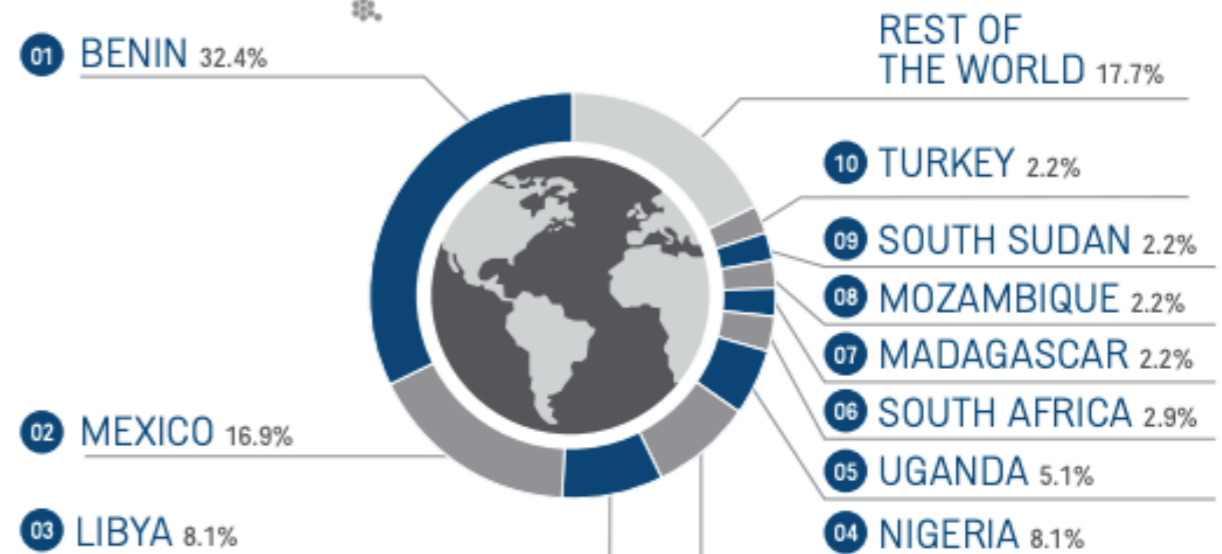
KIDNAPPED FOREIGN CITIZENS*

Global AND Regional GEOGRAPHICAL DISTRIBUTION OF VICTIMS

Statistics for January-February 2018 are drawn from Constellis record of 136 kidnapped foreign nationals. Over November-December 2017, Constellis recorded a total of 90 foreign nationals kidnapped across the world.

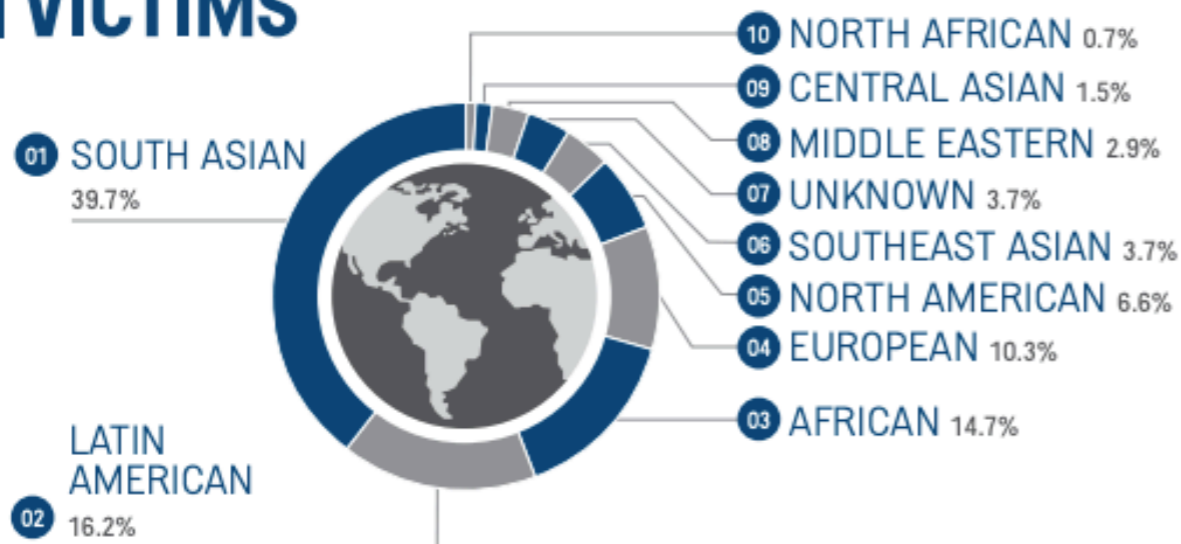


TOP 10 COUNTRIES FOR THE KIDNAPPING OF FOREIGN CITIZENS IN JAN-FEB 2018



KIDNAPPED FOREIGN CITIZENS

REGIONAL ORIGINS OF VICTIMS



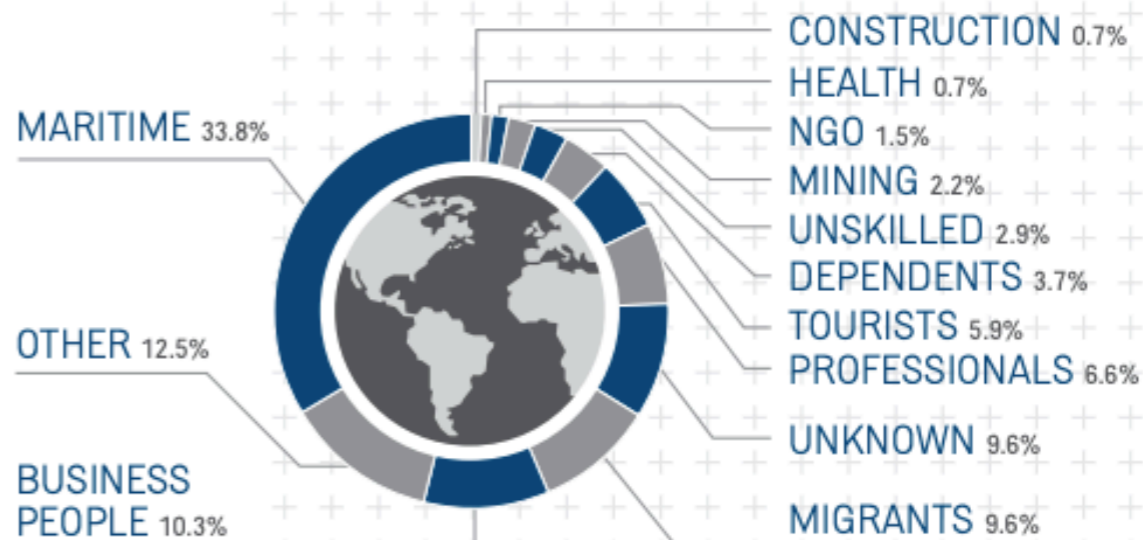
MOST VICTIMISED SINGLE NATIONALITY

- 01 Indian
- 02 Sudanese
- 03 American
- 04 Honduran
- 05 South Sudanese
- 06 Chinese
- 07 Venezuelan
- 08 Italian
- 09 British
- 10 Canadian

MOST VICTIMISED ORIGIN BY REGION

REGION	ORIGIN
Africa	South Asians
Americas	Latin Americans
Asia	Southeast Asians
Europe	South Asians
Middle East	Middle Eastern

VICTIMS BY OCCUPATIONAL SECTOR



MOST VICTIMISED OCCUPATIONAL SECTOR BY REGION

REGION	OCCUPATIONAL SECTOR
Africa	Maritime
Americas	Businesspeople
Asia	Other
Europe	Unskilled
Middle East	Dependents

DISCLAIMER: These statistics herein presented are the result of a compilation of kidnapping incidents involving foreign nationals only, which have been reported in the media and other open sources. The information contained and its results are therefore partial as result of the incomplete nature of open-source material. Thus, this report should be taken only as a reference of general trends; taking its limitations into consideration.

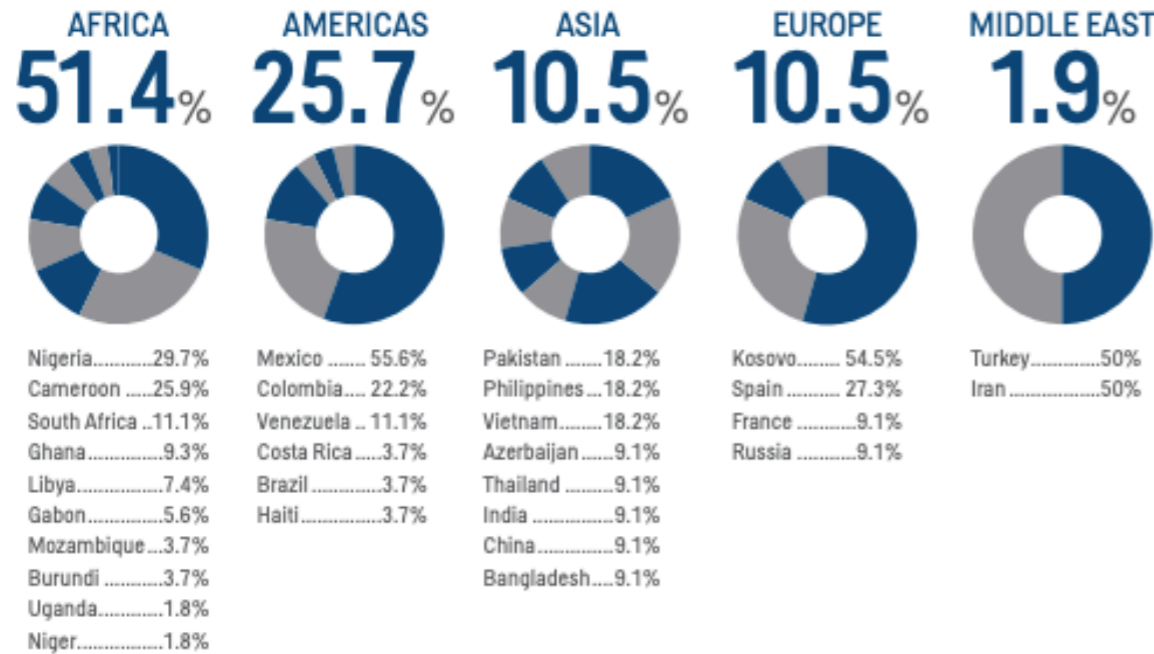
STATISTICS

MAR-APR
2018

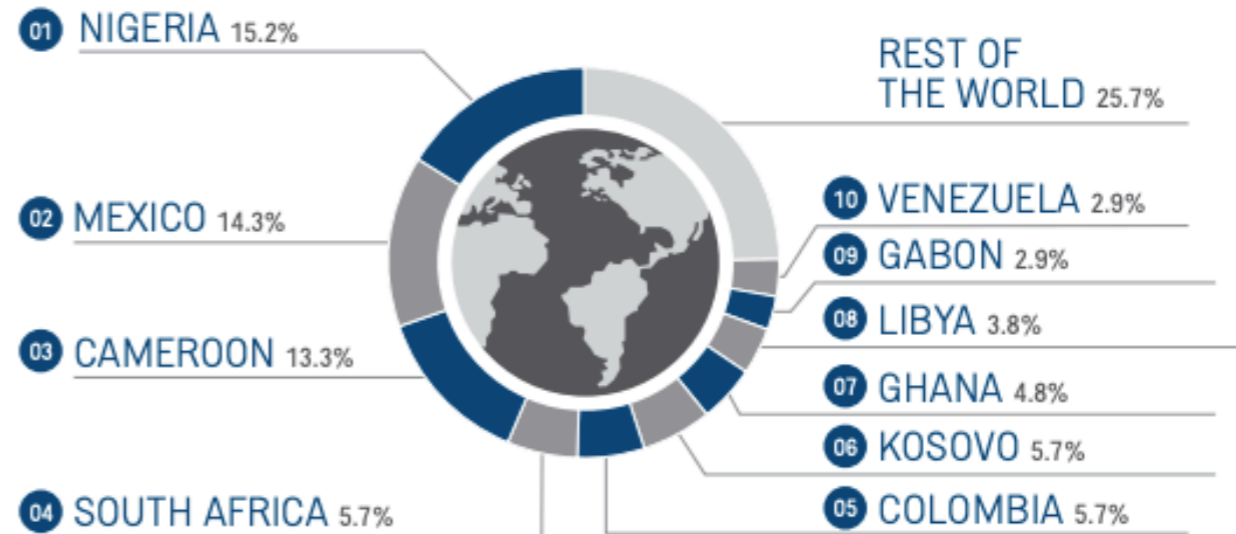
KIDNAPPED FOREIGN CITIZENS*

Global AND Regional GEOGRAPHICAL DISTRIBUTION OF VICTIMS

Statistics for March-April 2018 are drawn from Constellis' record of 105 kidnapped foreign nationals. Over January-February 2018, Constellis recorded a total of 136 foreign nationals kidnapped across the world.

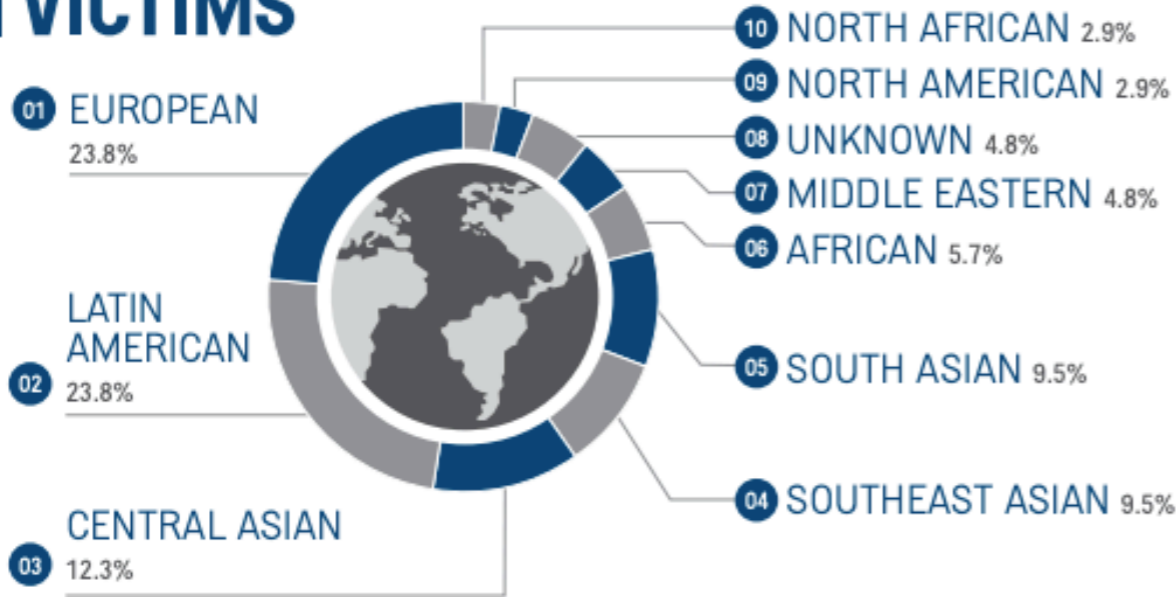


TOP 10 COUNTRIES FOR THE KIDNAPPING OF FOREIGN CITIZENS IN MAR-APR 2018



KIDNAPPED FOREIGN CITIZENS

REGIONAL ORIGINS OF VICTIMS



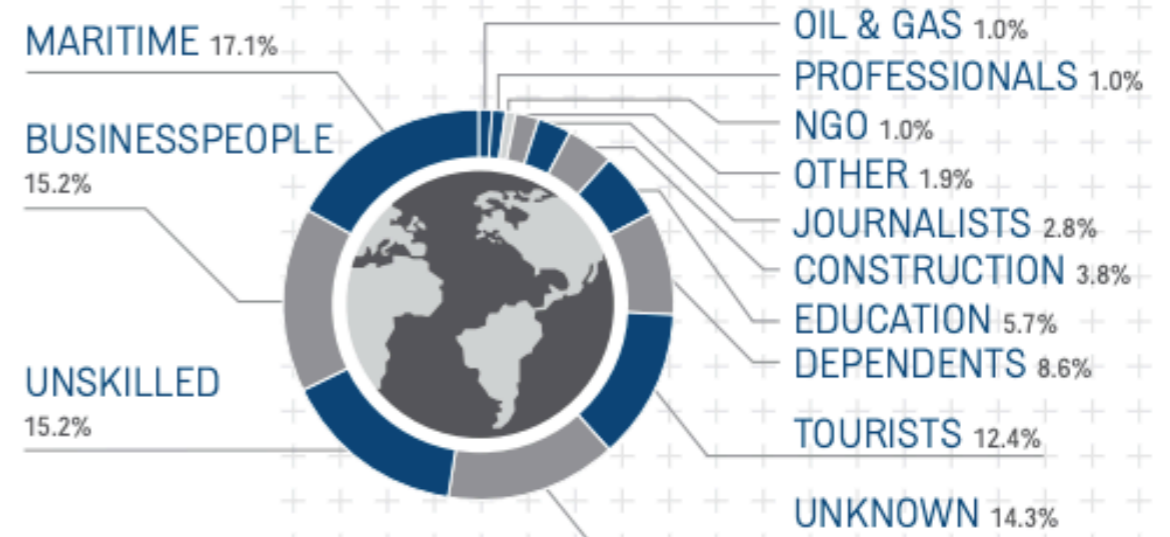
MOST VICTIMISED SINGLE NATIONALITY

- 01 Turkish
- 02 Salvadoran
- 03 Swiss
- 04 Indian
- 05 Italian
- 06 Ukrainian
- 07 Filipino
- 08 Ecuadorian
- 09 American
- 10 Guatemalan

MOST VICTIMISED ORIGIN BY REGION

REGION	ORIGIN
Africa	Europeans
Americas	Latin Americans
Asia	Central Asians
Europe	Central Asians
Middle East	Middle Easterns

VICTIMS BY OCCUPATIONAL SECTOR



MOST VICTIMISED OCCUPATIONAL SECTOR BY REGION

REGION	OCCUPATIONAL SECTOR
Africa	Maritime
Americas	Businesspeople
Asia	Dependents
Europe	Education
Middle East	Unskilled

DISCLAIMER: These statistics herein presented are the result of a compilation of kidnapping incidents involving foreign nationals only, which have been reported in the media and other open sources. The information contained and its results are therefore partial as result of the incomplete nature of open-source material. Thus, this report should be taken only as a reference of general trends, taking its limitations into consideration.


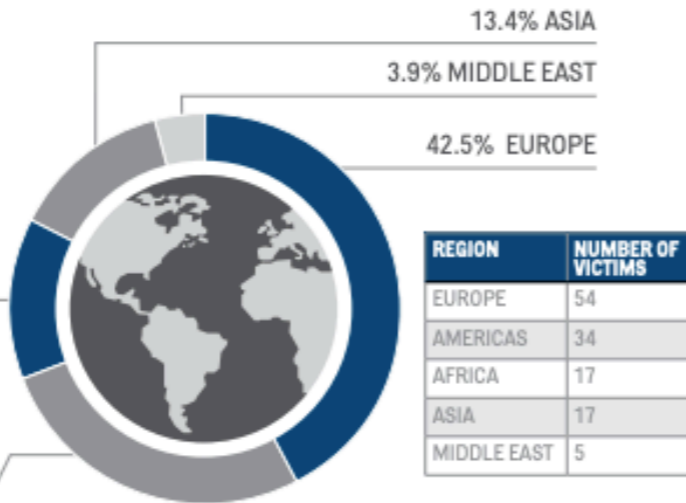
STATISTICS

MAY-JUN
2018

KIDNAPPED FOREIGN CITIZENS*

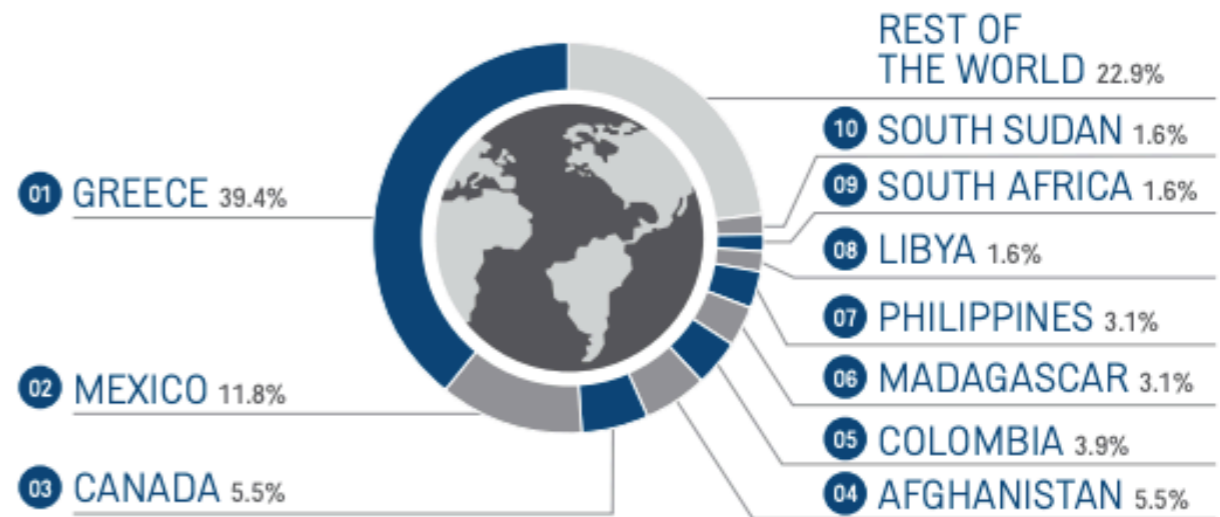
Global AND Regional GEOGRAPHICAL DISTRIBUTION OF VICTIMS

Statistics for May-June 2018 are drawn from Constellis' record of 127 kidnapped foreign nationals. Over March-April 2018, Constellis recorded a total of 105 foreign nationals kidnapped across the world.



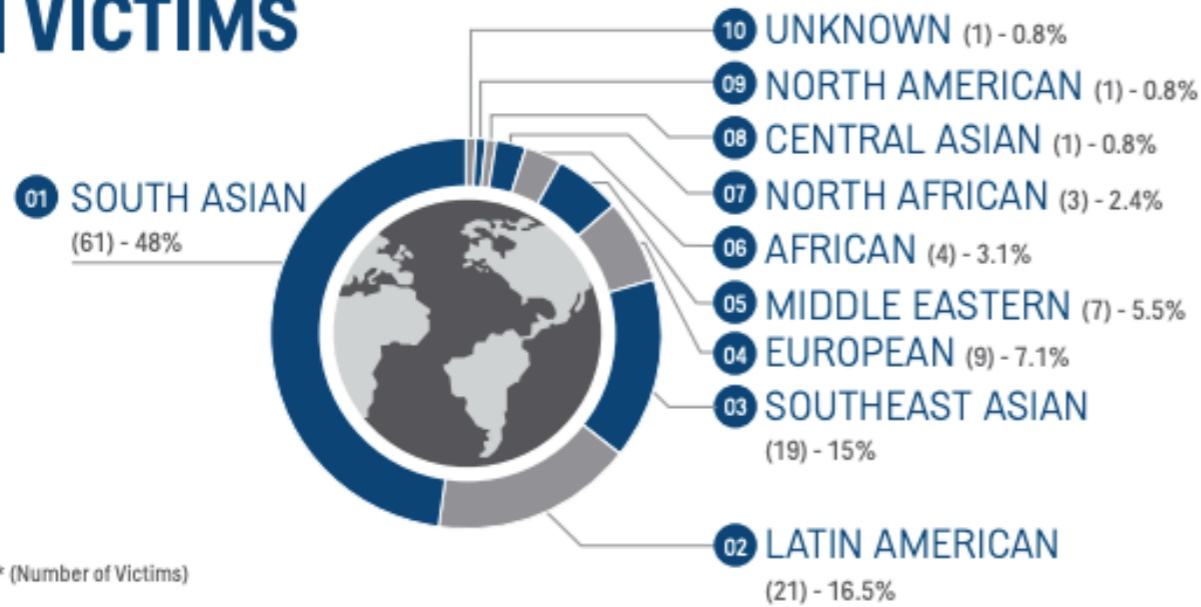
* (Number of Victims)

TOP 10 COUNTRIES FOR THE KIDNAPPING OF FOREIGN CITIZENS IN MAY-JUNE 2018



KIDNAPPED FOREIGN CITIZENS

REGIONAL ORIGINS OF VICTIMS



* (Number of Victims)

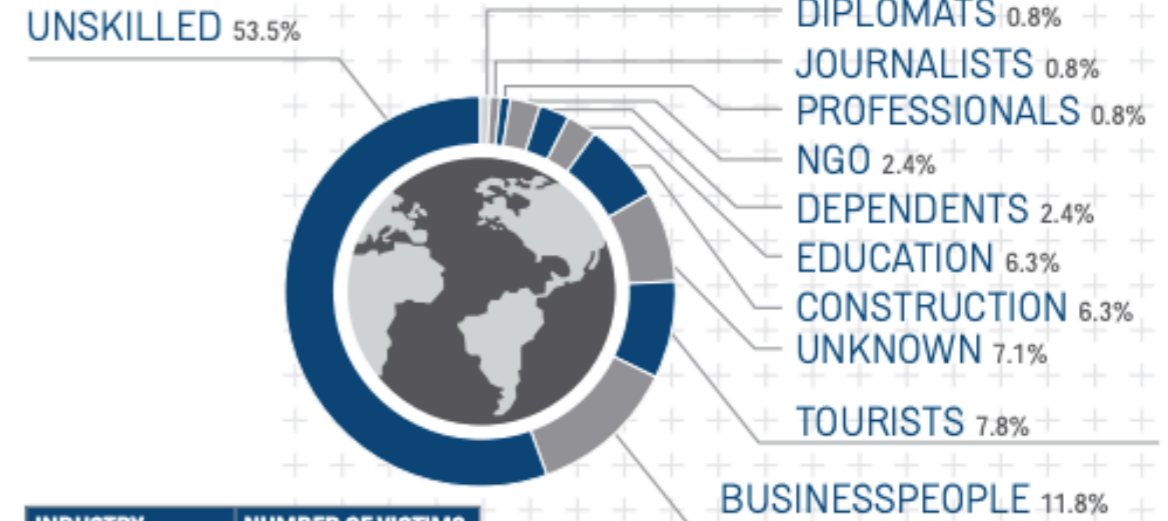
MOST VICTIMISED SINGLE NATIONALITY

- 01 Pakistani
- 02 Chinese
- 03 Bangladeshi
- 04 Indian
- 05 Honduran
- 06 Colombian
- 07 Guatemalan
- 08 British
- 09 Lebanese
- 10 Israeli

MOST VICTIMISED ORIGIN BY REGION

REGION	ORIGIN
Africa	Europeans & Africans
Americas	Latin Americans
Asia	Southeast Asians
Europe	South Asians
Middle East	South Asians

VICTIMS BY OCCUPATIONAL SECTOR



INDUSTRY	NUMBER OF VICTIMS
Unskilled	68
Businesspeople	15
Tourists	10
Unknown	9
Construction	8
Education	8
Dependents	3
NGO	3
Professionals	1
Journalists	1
Diplomats	1

MOST VICTIMISED OCCUPATIONAL SECTOR BY REGION

REGION	OCCUPATIONAL SECTOR
Africa	Businesspeople
Americas	Unskilled
Asia	Construction
Europe	Unskilled
Middle East	Unskilled

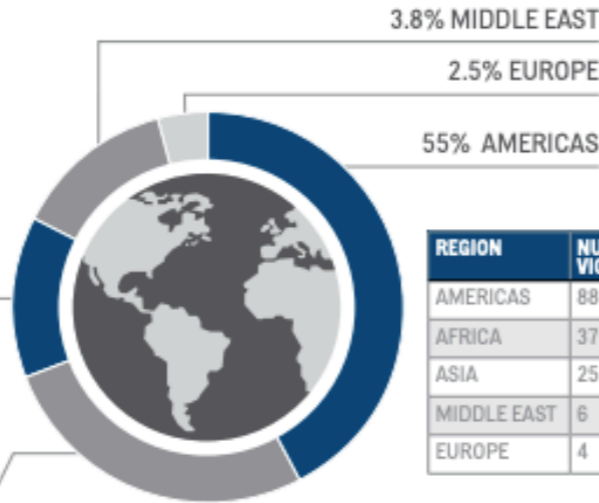
DISCLAIMER: These statistics herein presented are the result of a compilation of kidnapping incidents involving foreign nationals only, which have been reported in the media and other open sources. The information contained and its results are therefore partial as result of the incomplete nature of open-source material. Thus, this report should be taken only as a reference of general trends, taking its limitations into consideration.

STATISTICS JUL-AUG 2018

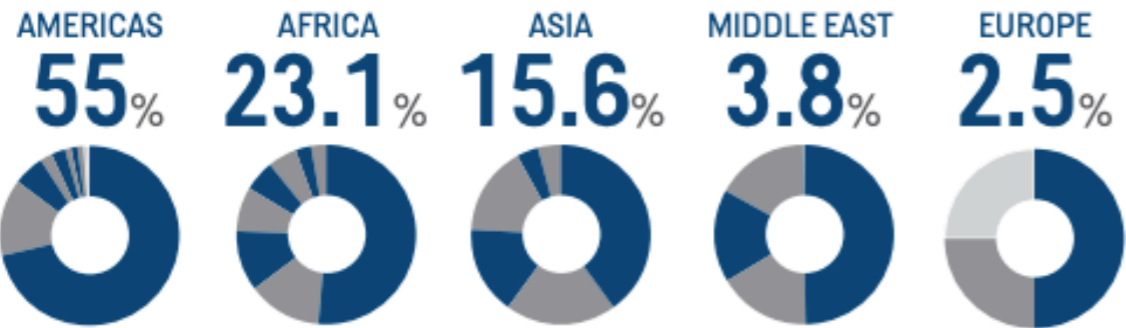
KIDNAPPED FOREIGN CITIZENS*

Global AND Regional GEOGRAPHICAL DISTRIBUTION OF VICTIMS

Statistics for July-August 2018 are drawn from Constellis' record of 160 kidnapped foreign nationals. Over May-June 2018, Constellis recorded a total of 127 foreign nationals kidnapped across the world.



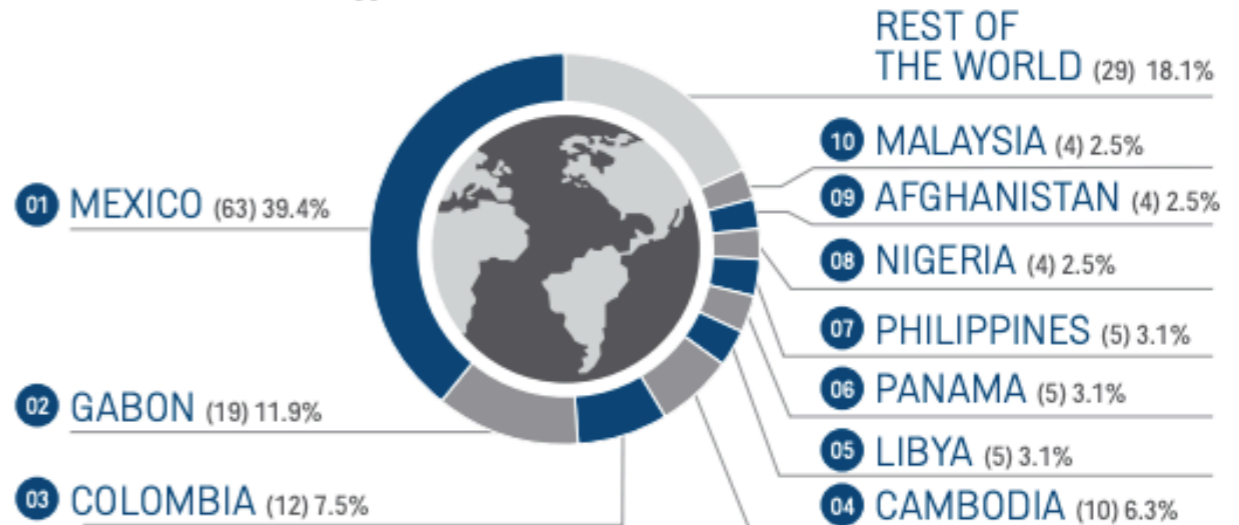
15.6% ASIA
23.1% AFRICA



AMERICAS	AFRICA	ASIA	MIDDLE EAST	EUROPE
Mexico(63)..... 71.6%	Gabon(19)..... 51.4%	Cambodia(10)..... 40%	Iraq(3)..... 50%	Ukraine(2)..... 50%
Colombia(12) ... 13.7%	Libya(5)..... 13.5%	Philippines(5)..... 20%	Lebanon(1)..... 16.7%	UK(1)..... 25%
Panama(5)..... 5.7%	Nigeria(4)..... 10.8%	Afghanistan(4)..... 16%	Turkey(1)..... 16.7%	Portugal(1)..... 25%
Peru(2)..... 2.3%	Madagascar(3)... 8.1%	Malaysia(4)..... 16%	UAE(1)..... 16.7%	
Venezuela(2)..... 2.3%	Angola(2)..... 5.4%	Azerbaijan(1)..... 4%		
Costa Rica(1)..... 1.1%	CAR(2)..... 5.4%	Mongolia(1)..... 4%		
US(1)..... 1.1%	Mozambique(1) . 2.7%			
Canada(1)..... 1.1%	South Africa(1)... 2.7%			
Trinidad & Tobago (1)..... 1.1%				

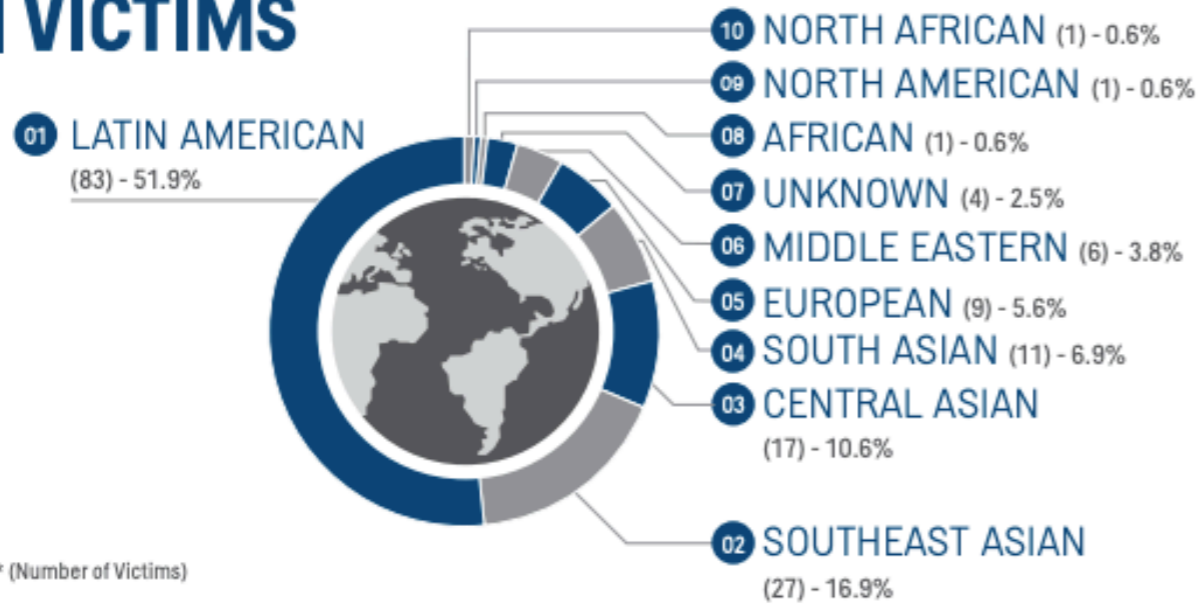
* (Number of Victims)

TOP 10 COUNTRIES FOR THE KIDNAPPING OF FOREIGN CITIZENS IN JUL-AUG 2018



KIDNAPPED FOREIGN CITIZENS

REGIONAL ORIGINS OF VICTIMS



* (Number of Victims)

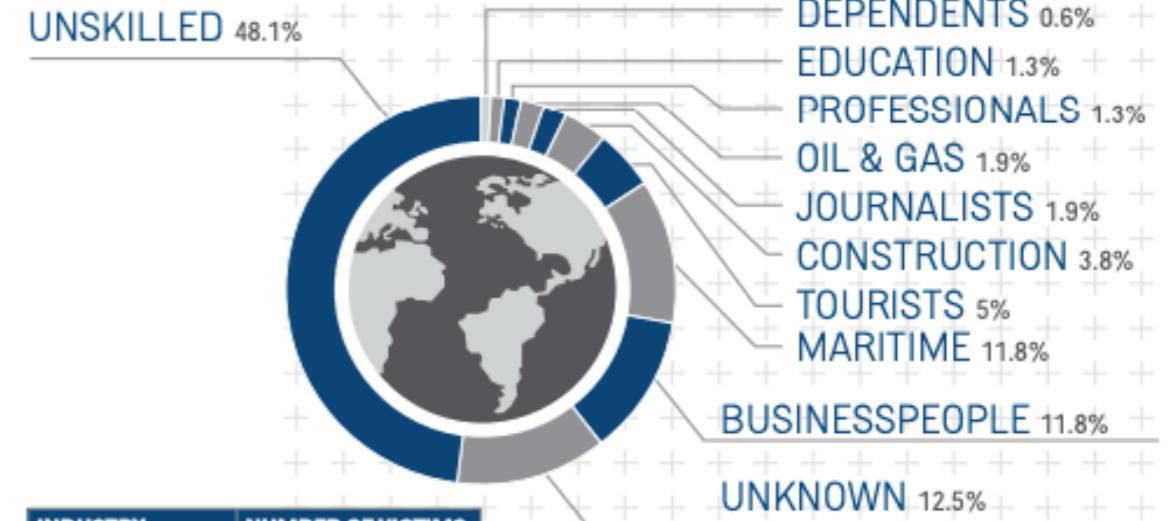
MOST VICTIMISED SINGLE NATIONALITY

- 01 Cuban
- 02 Chinese
- 03 Georgian
- 04 Venezuelan
- 05 Guatemalan
- 06 Indian
- 07 Colombian
- 08 Honduran
- 09 Salvadoran
- 10 Filipino

MOST VICTIMISED ORIGIN BY REGION

REGION	ORIGIN
Africa	Central Asians
Americas	Latin Americans
Asia	Southeast Asians
Europe	Middle Eastern
Middle East	Southeast Asians

VICTIMS BY OCCUPATIONAL SECTOR



INDUSTRY	NUMBER OF VICTIMS
Unskilled	77
Unknown	20
Businesspeople	19
Maritime	19
Tourists	8
Construction	6
Journalists	3
Oil & Gas	3
Professionals	2
Education	2
Dependents	1

MOST VICTIMISED OCCUPATIONAL SECTOR BY REGION

REGION	OCCUPATIONAL SECTOR
Africa	Maritime
Americas	Unskilled
Asia	Businesspeople
Europe	Businesspeople
Middle East	Construction

DISCLAIMER: These statistics herein presented are the result of a compilation of kidnapping incidents involving foreign nationals only, which have been reported in the media and other open sources. The information contained and its results are therefore partial as result of the incomplete nature of open-source material. Thus, this report should be taken only as a reference of general trends; taking its limitations into consideration.

STATISTICS

SEPT-OCT 2018

KIDNAPPED FOREIGN CITIZENS*

Global AND Regional GEOGRAPHICAL DISTRIBUTION OF VICTIMS

Statistics for September-October 2018 are drawn from Constellis' record of 111 kidnapped foreign nationals. Over July-August 2018, Constellis recorded a total of 160 foreign nationals kidnapped across the world.

11.7% EUROPE

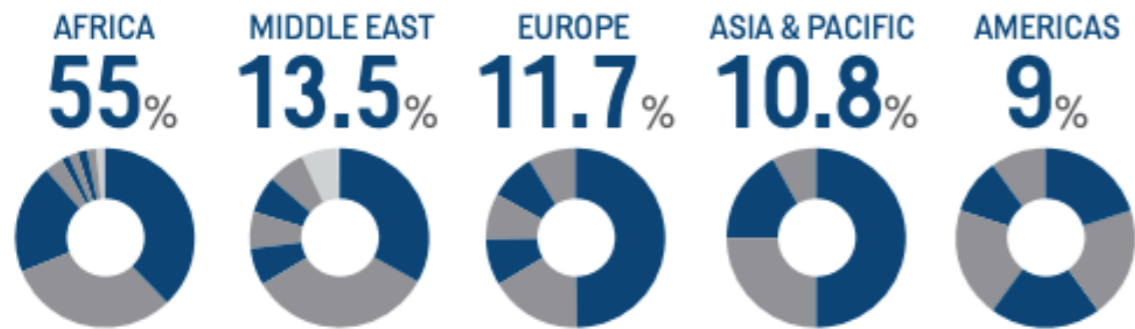
13.5% MIDDLE EAST

10.8% ASIA

9% AMERICAS

55% AFRICA

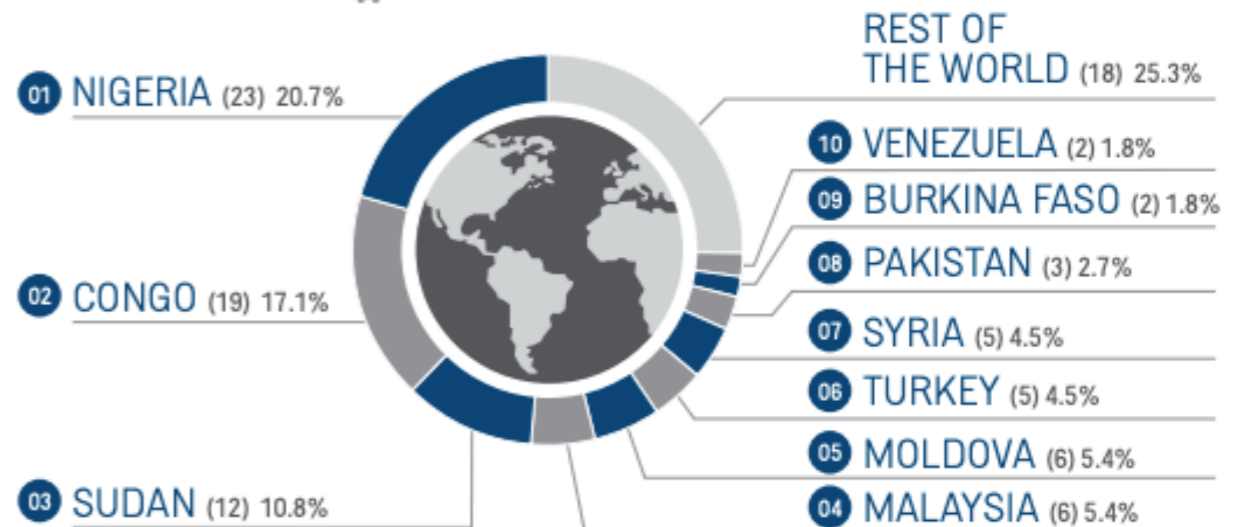
REGION	NUMBER OF VICTIMS
AFRICA	61
MIDDLE EAST	15
EUROPE	13
ASIA	12
AMERICAS	10



Region	Country	Number of Victims	Percentage
AFRICA	Nigeria	23	37.8%
	Congo	19	31.2%
	Sudan	12	19.7%
	Burkina Faso	2	3.3%
	Libya	1	1.6%
	Madagascar	1	1.6%
	South Africa	1	1.6%
	Niger	1	1.6%
	Tanzania	1	1.6%
	MIDDLE EAST	Turkey	5
Syria		5	33.3%
Lebanon		1	6.7%
Iran		1	6.7%
UAE		1	6.7%
EUROPE	Moldova	6	46.1%
	Cyprus	2	15.4%
	Ukraine	1	7.7%
	Russia	1	7.7%
	Portugal	1	7.7%
ASIA & PACIFIC	Malaysia	6	50%
	Pakistan	3	25%
	Philippines	2	17%
	Thailand	1	8%
AMERICAS	Costa Rica	2	20%
	Panama	2	20%
	Venezuela	2	20%
	Cuba	2	20%
	Mexico	1	10%

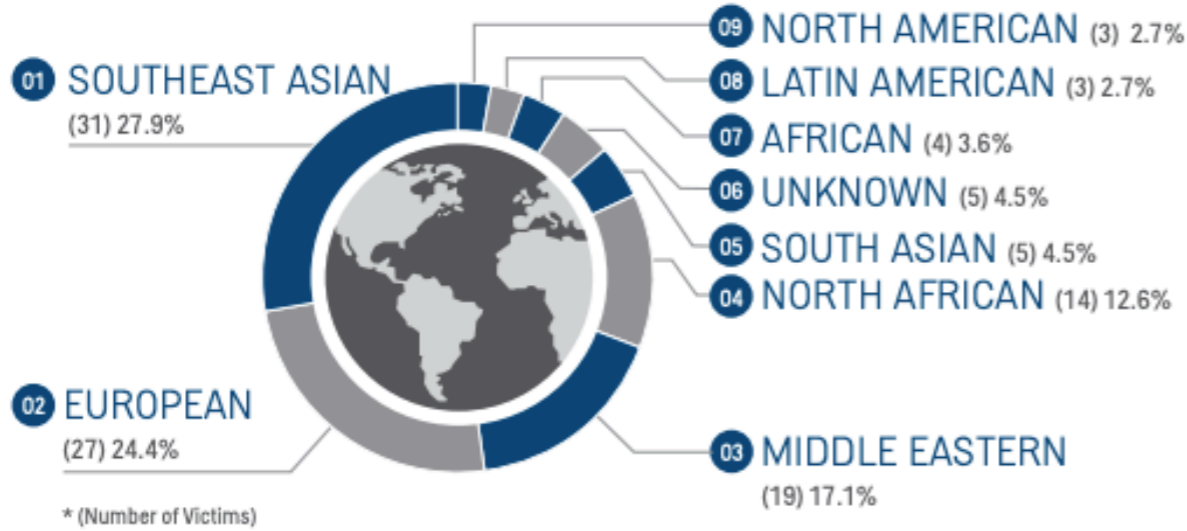
* (Number of Victims)

TOP 10 COUNTRIES FOR THE KIDNAPPING OF FOREIGN CITIZENS IN SEPT-OCT 2018



KIDNAPPED FOREIGN CITIZENS

REGIONAL ORIGINS OF VICTIMS



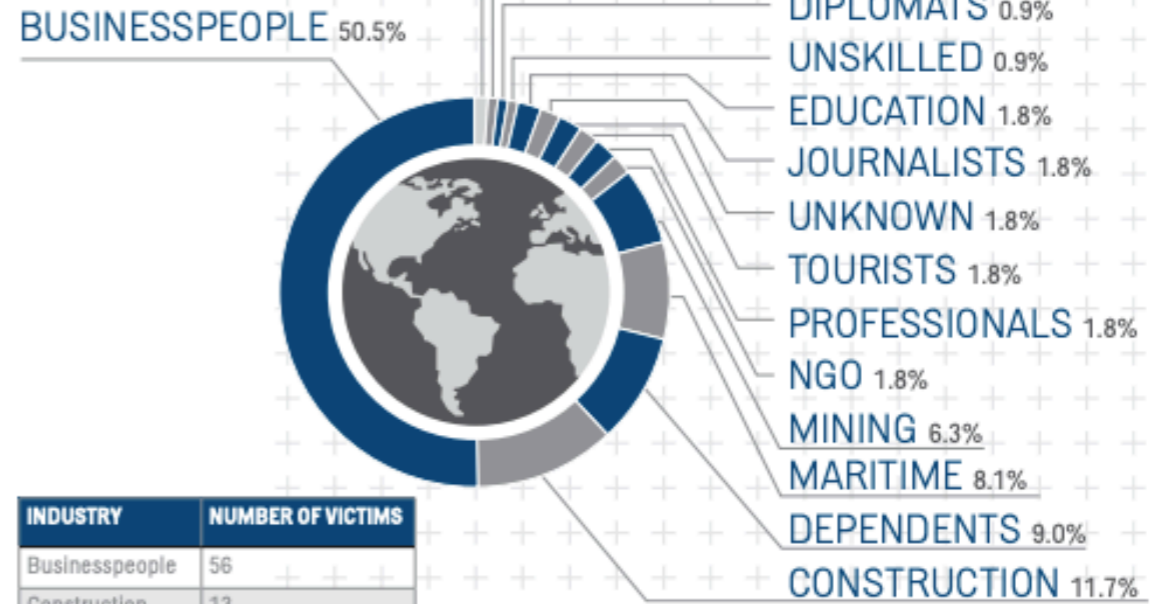
MOST VICTIMIZED SINGLE NATIONALITY

- 01 Filipino
- 02 Libyan
- 03 Polish
- 04 Chinese
- 05 Turkish
- 06 Palestinian
- 07 Indonesian
- 08 Indian
- 09 Ukrainian
- 10 American

MOST VICTIMIZED ORIGIN BY REGION

REGION	ORIGIN
Africa	Southeast Asians
Americas	Latin Americans
Asia	Southeast Asians
Europe	Middle Eastern
Middle East	Middle Eastern

VICTIMS BY OCCUPATIONAL SECTOR



INDUSTRY	NUMBER OF VICTIMS
Businesspeople	56
Construction	13
Dependents	10
Maritime	9
Mining	7
NGO	2
Professionals	2
Tourists	2
Unknown	2
Journalists	2
Education	2
Unskilled	1
Diplomats	1
Oil & Gas	1
Religious	1

MOST VICTIMIZED OCCUPATIONAL SECTOR BY REGION

REGION	OCCUPATIONAL SECTOR
Africa	Maritime
Americas	Businesspeople
Asia	Maritime
Europe	Education
Middle East	Tourists

DISCLAIMER: These statistics herein presented are the result of a compilation of kidnapping incidents involving foreign nationals only, which have been reported in the media and other open sources. The information contained and its results are therefore partial as result of the incomplete nature of open-source material. Thus, this report should be taken only as a reference of general trends, taking its limitations into consideration.

STATISTICS

NOV-DEC
2018

KIDNAPPED FOREIGN CITIZENS*

Global AND Regional GEOGRAPHICAL DISTRIBUTION OF VICTIMS

*Statistics for November-December 2018 are drawn from Constellis' record of 367 kidnapped foreign nationals. Over September-October 2018, Constellis recorded a total of 111 foreign nationals kidnapped across the world.

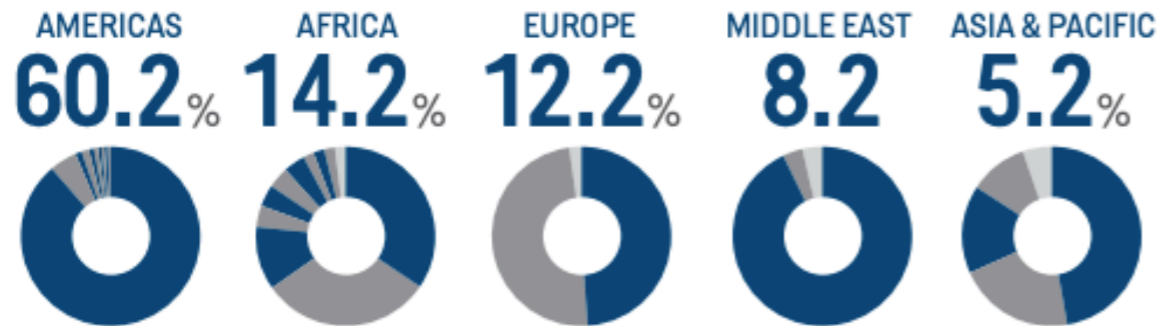
8.2% MIDDLE EAST
5.2% ASIA & PACIFIC
60.2% AMERICAS



REGION	NUMBER OF VICTIMS
AMERICAS	221
AFRICA	52
EUROPE	45
MIDDLE EAST	30
ASIA & PACIFIC	19

12.2% EUROPE

14.2% AFRICA



Mexico (198) ... 89.5%
Colombia (11) ... 5%
US (3) ... 1.3%
Venezuela (3) ... 1.3%
Trinidad & Tobago (2) ... 0.9%
Paraguay (1) ... 0.5%
Argentina (1) ... 0.5%
Honduras (1) ... 0.5%
Bolivia (1) ... 0.5%

Cameroon (18) ... 34.6%
Libya (16) ... 30.7%
Madagascar (6) ... 11.5%
Nigeria (2) ... 3.9%
South Africa (2) ... 3.9%
Burkina Faso (2) ... 3.9%
Egypt (2) ... 3.9%
Mozambique (1) ... 1.9%
Senegal (1) ... 1.9%
Kenya (1) ... 1.9%
Malawi (1) ... 1.9%

Spain (22) ... 49%
Greece (22) ... 49%
Bulgaria (1) ... 2%

Lebanon (28) ... 93%
UAE (1) ... 3.5%
Saudi Arabia (1) ... 3.5%

Philippines (9) ... 47.4%
Cambodia (4) ... 21.1%
Malaysia (3) ... 15.8%
China (2) ... 10.5%
Azerbaijan (1) ... 5.2%

* (Number of Victims)

TOP 10 COUNTRIES FOR THE KIDNAPPING OF FOREIGN CITIZENS IN NOV-DEC 2018



01 MEXICO (198) 54%

02 LEBANON (28) 7.6%




REST OF THE WORLD (33) 8.90%

- 10 CAMBODIA (4) 1.1%
- 09 MADAGASCAR (6) 1.6%
- 08 PHILIPPINES (9) 2.5%
- 07 COLOMBIA (11) 3%
- 06 LIBYA (16) 4.4%
- 05 CAMEROON (18) 4.9%
- 04 GREECE (22) 6%
- 03 SPAIN (22) 6%

KIDNAPPED FOREIGN CITIZENS

REGIONAL ORIGINS OF VICTIMS



MOST VICTIMIZED SINGLE NATIONALITY

- 01 Honduran
- 02 Syrian
- 03 Moldovan
- 04 Egyptian
- 05 Venezuelan
- 06 Chinese
- 07 American
- 08 Canadian
- 09 French
- 10 Guatemalan

MOST VICTIMIZED ORIGIN BY REGION

REGION	ORIGIN
Africa	North Americans
Americas	Latin Americans
Asia & Pacific	Southeast Asians
Europe	Europeans
Middle East	Middle Eastern

VICTIMS BY OCCUPATIONAL SECTOR



INDUSTRY	NUMBER OF VICTIMS
Unskilled	176
Unknown	127
Maritime	21
Tourists	13
Businesspeople	11
Dependents	6
Other	5
Education	3
NGO	2
Construction	1
Professionals	1
Journalists	1

MOST VICTIMIZED OCCUPATIONAL SECTOR BY REGION

REGION	OCCUPATIONAL SECTOR
Africa	Maritime
Americas	Unskilled
Asia	Tourists
Europe	Unskilled
Middle East	Unknown sector

DISCLAIMER: These statistics herein presented are the result of a compilation of kidnapping incidents involving foreign nationals only, which have been reported in the media and other open sources. The information contained and its results are therefore partial as result of the incomplete nature of open-source material. Thus, this report should be taken only as a reference of general trends; taking its limitations into consideration.

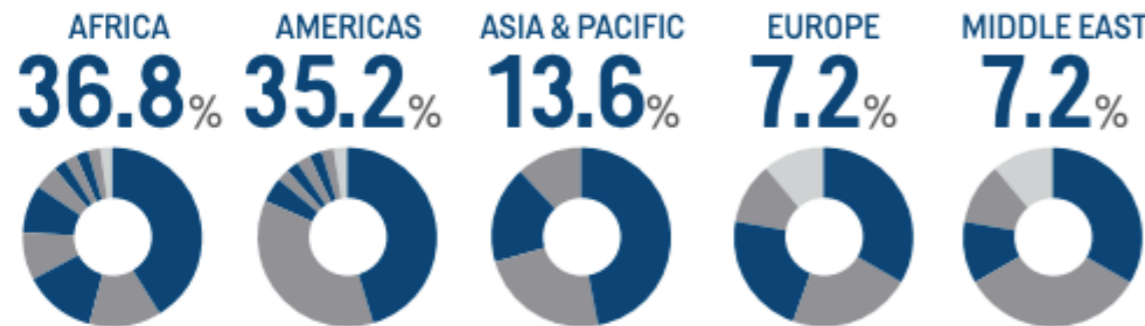
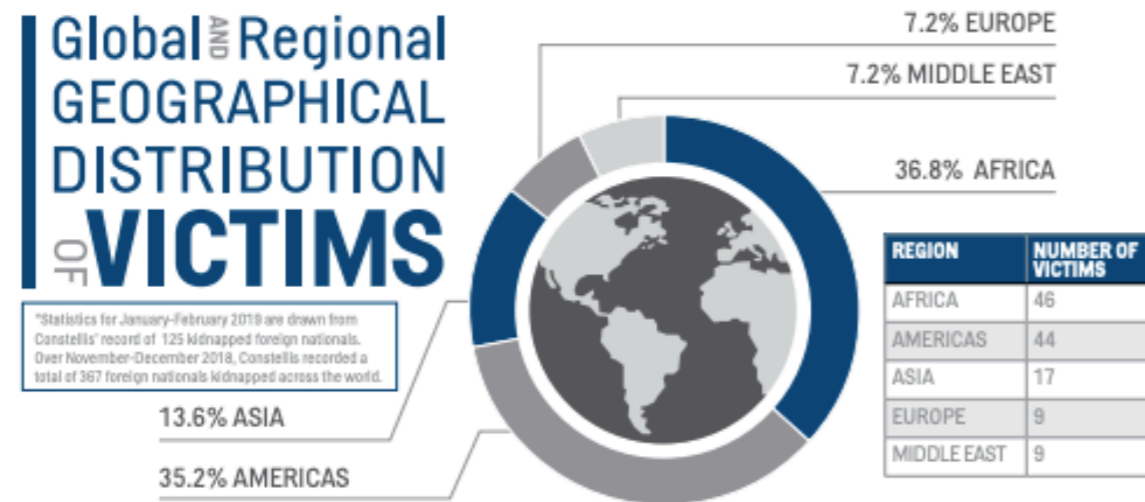
STATISTICS

JAN-FEB
2019

KIDNAPPED FOREIGN CITIZENS*

Global AND Regional GEOGRAPHICAL DISTRIBUTION OF VICTIMS

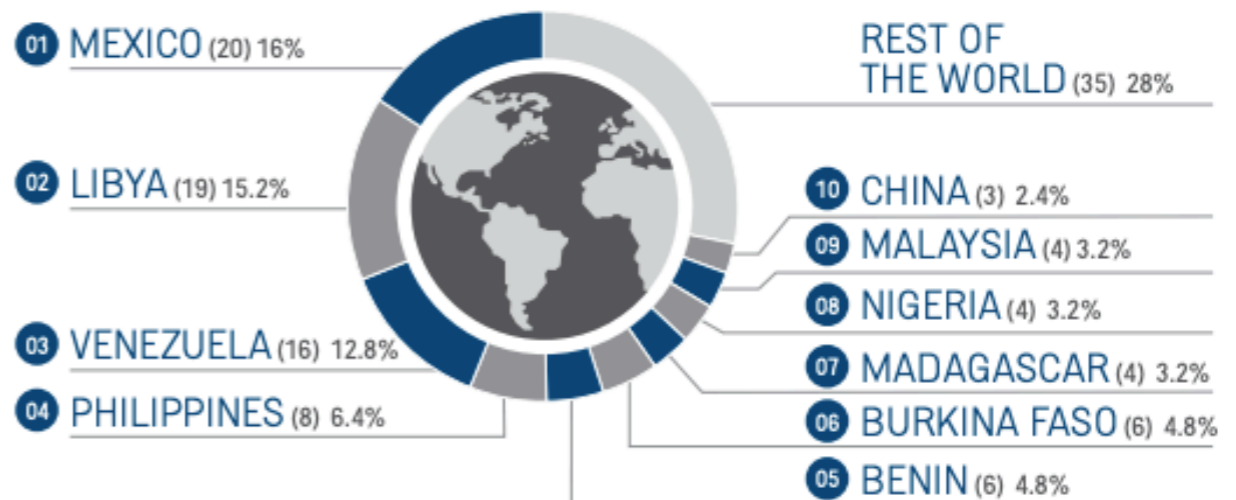
*Statistics for January-February 2019 are drawn from Constellis' record of 125 kidnapped foreign nationals. Over November-December 2018, Constellis recorded a total of 367 foreign nationals kidnapped across the world.



Region	Country	Number of Victims	Percentage
AFRICA	Libya	19	41.3%
	Benin	6	13%
	Burkina Faso	6	13%
	Madagascar	4	8.7%
	Nigeria	4	8.7%
	Uganda	2	4.3%
	DRC	1	2.2%
	Egypt	1	2.2%
	Mozambique	1	2.2%
	South Africa	1	2.2%
Zambia	1	2.2%	
AMERICAS	Mexico	20	45.4%
	Venezuela	16	36.3%
	Bolivia	2	4.5%
	Colombia	1	2.3%
	Haiti	1	2.3%
	Peru	1	2.3%
	Puerto Rico	1	2.3%
	El Salvador	1	2.3%
	Trinidad & Tobago	1	2.3%
	ASIA & PACIFIC	Philippines	8
Malaysia		4	23.5%
China		3	17.6%
Thailand		2	11.8%
EUROPE		Ukraine	3
	Russia	2	22.2%
	Spain	2	22.2%
	Greece	1	11.1%
	Italy	1	11.1%
MIDDLE EAST	UAE	3	33.3%
	Yemen	3	33.3%
	Kuwait	1	11.1%
	Syria	1	11.1%
	Turkey	1	11.1%

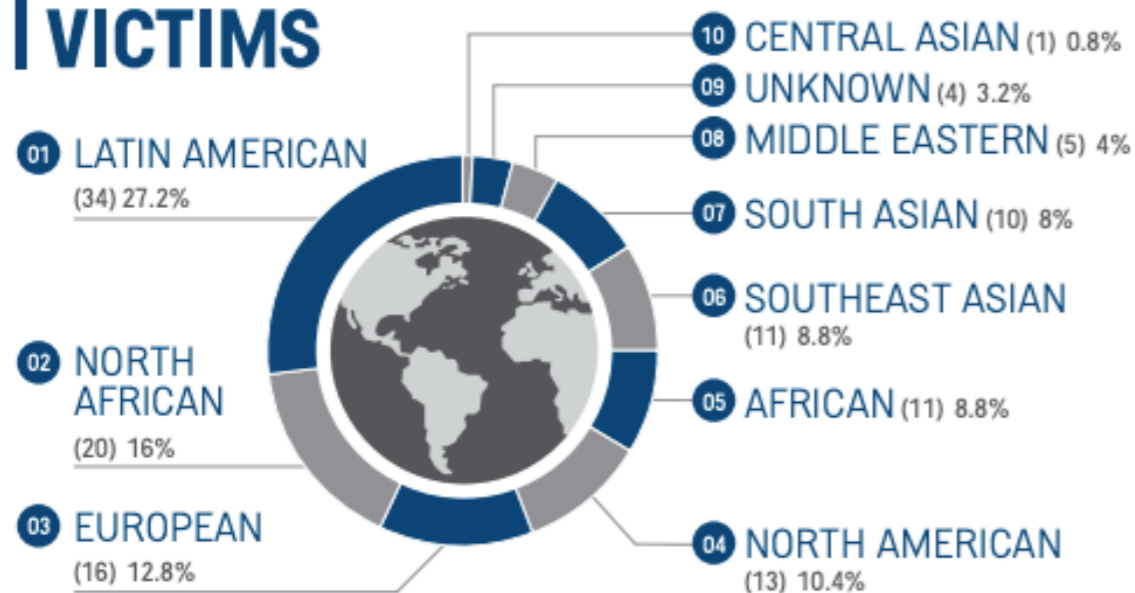
* (Number of Victims)

TOP 10 COUNTRIES FOR THE KIDNAPPING OF FOREIGN CITIZENS IN JAN-FEB 2019



KIDNAPPED FOREIGN CITIZENS

REGIONAL ORIGINS OF VICTIMS



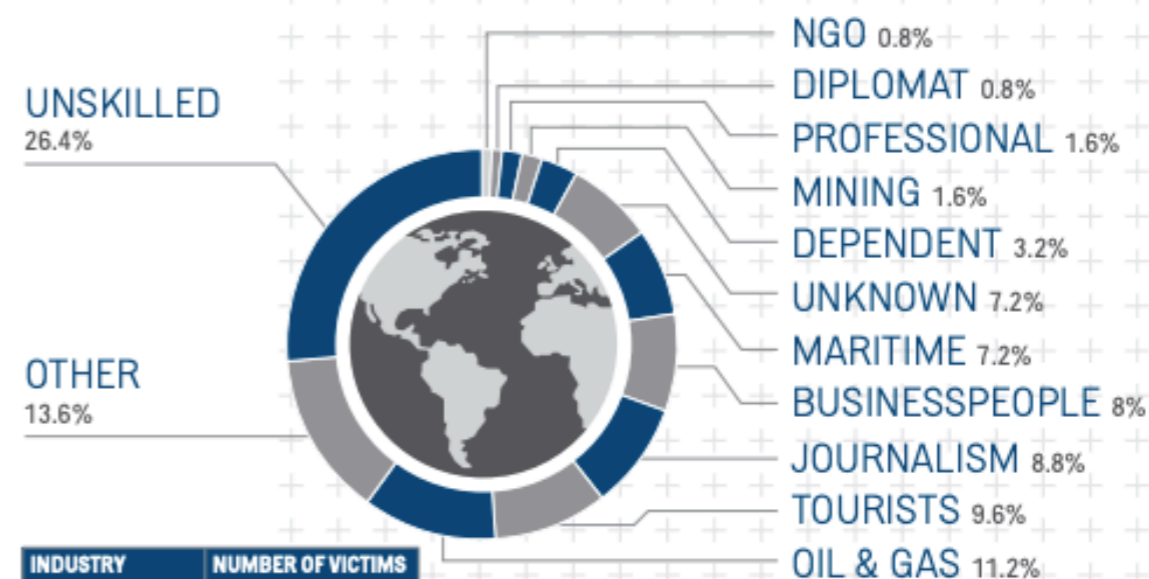
MOST VICTIMIZED SINGLE NATIONALITY

- 01 Tunisian
- 02 American
- 03 Cuban
- 04 Honduran
- 05 Russian
- 06 Trinidadian
- 07 Chinese
- 08 Canadian
- 09 Malian
- 10 Bangladeshi

MOST VICTIMIZED ORIGIN BY REGION

REGION	ORIGIN
Africa	North Africans
Americas	Latin Americans
Asia & Pacific	Southeast Asians
Europe	South Asians & Latin Americans
Middle East	Middle Eastern

VICTIMS BY OCCUPATIONAL SECTOR



INDUSTRY	NUMBER OF VICTIMS
Unskilled	33
Other	17
Oil & Gas	14
Tourists	12
Journalism	11
Businesspeople	10
Maritime	9
Unknown	9
Dependent	4
Mining	2
Professional	2
Diplomat	1
NGO	1

MOST VICTIMIZED OCCUPATIONAL SECTOR BY REGION

REGION	OCCUPATIONAL SECTOR
Africa	Oil & Gas
Americas	Unskilled
Asia	Tourists
Europe	Unskilled
Middle East	Tourists

DISCLAIMER: These statistics herein presented are the result of a compilation of kidnapping incidents involving foreign nationals only, which have been reported in the media and other open sources. The information contained and its results are therefore partial as result of the incomplete nature of open-source material. Thus, this report should be taken only as a reference of general trends, taking its limitations into consideration.

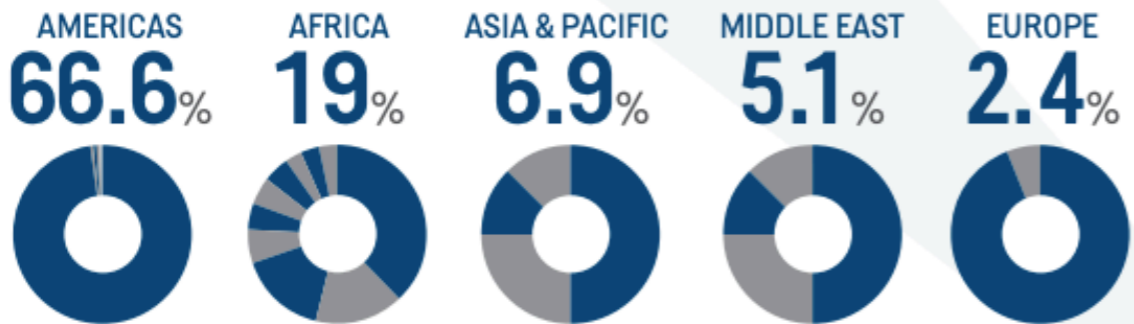
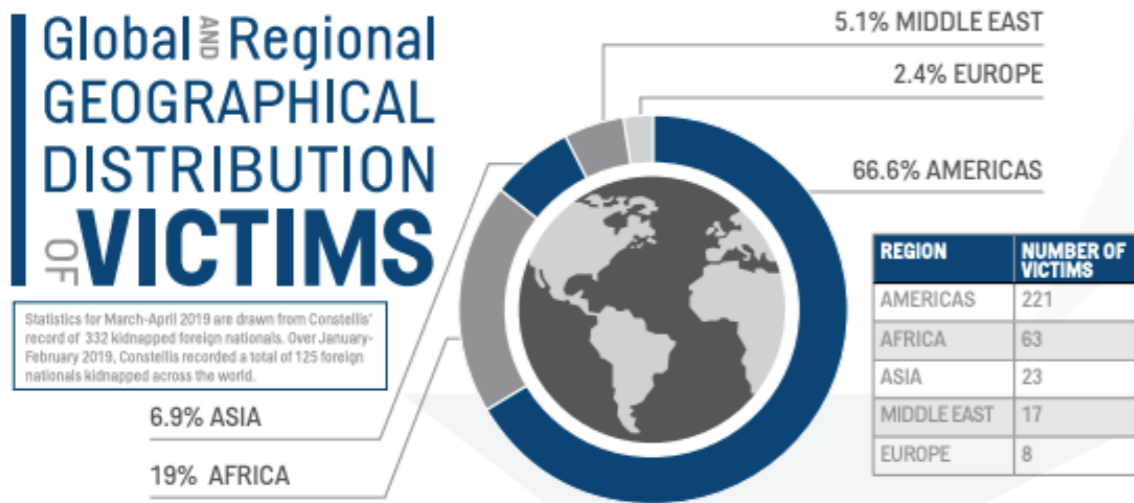
STATISTICS

MAR-APR
2019

KIDNAPPED FOREIGN CITIZENS*

Global AND Regional GEOGRAPHICAL DISTRIBUTION FOR VICTIMS

Statistics for March-April 2019 are drawn from Constellis' record of 332 kidnapped foreign nationals. Over January-February 2019, Constellis recorded a total of 125 foreign nationals kidnapped across the world.



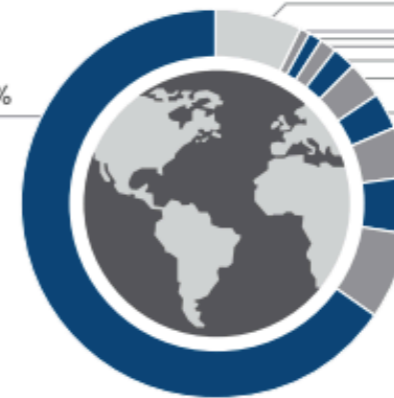
Mexico(217)..... 98%	Nigeria(24) 38%	Philippines (14) 60.9%	Lebanon (4) 50.0%	Greece(16).....94%
Trinidad & Tobago (1) 0.5%	South Africa(10)..... 15.9%	Vietnam(7) 30.5%	Yemen(2) 25.0%	Russia(1).....6%
Venezuela(1) 0.5%	Somalia(10)..... 15.9%	Malaysia(1) 4.3%	Kuwait(1)..... 12.5%	
Dominican Republic (1) 0.5%	Cameroon(4) 6.2%	Pakistan(1)..... 4.3%	UAE(1)..... 12.5%	
Canada(1) 0.5%	Libya(3)..... 4.8%			
	Uganda(3) 4.8%			
	Togo(3)..... 4.8%			
	Burkina Faso(2)..... 3.2%			
	Kenya(2) 3.2%			
	Ghana(2)..... 3.2%			

* (Number of Victims)

TOP 10 COUNTRIES FOR THE KIDNAPPING OF FOREIGN CITIZENS IN MAR-APR 2019



01 MEXICO (217) 65.4%

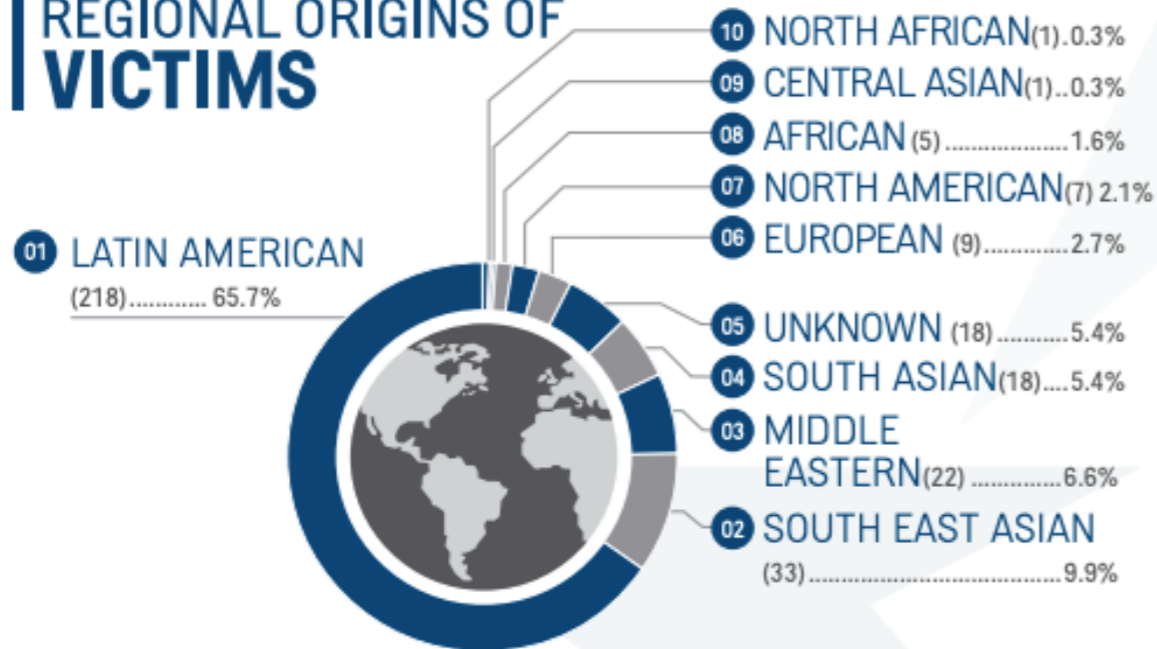


REST OF THE WORLD (23) 7.0%

- 10 LIBYA (3) 0.9%
- 09 LEBANON (4) 1.2%
- 08 CAMEROON (4) 1.2%
- 07 VIETNAM (7) 2.1%
- 06 SOMALIA (10) 3%
- 05 SOUTH AFRICA (10) 3%
- 04 PHILIPPINES (14) 4.2%
- 03 GREECE (16) 4.8%
- 02 NIGERIA (24) 7.2%

KIDNAPPED FOREIGN CITIZENS

REGIONAL ORIGINS OF VICTIMS



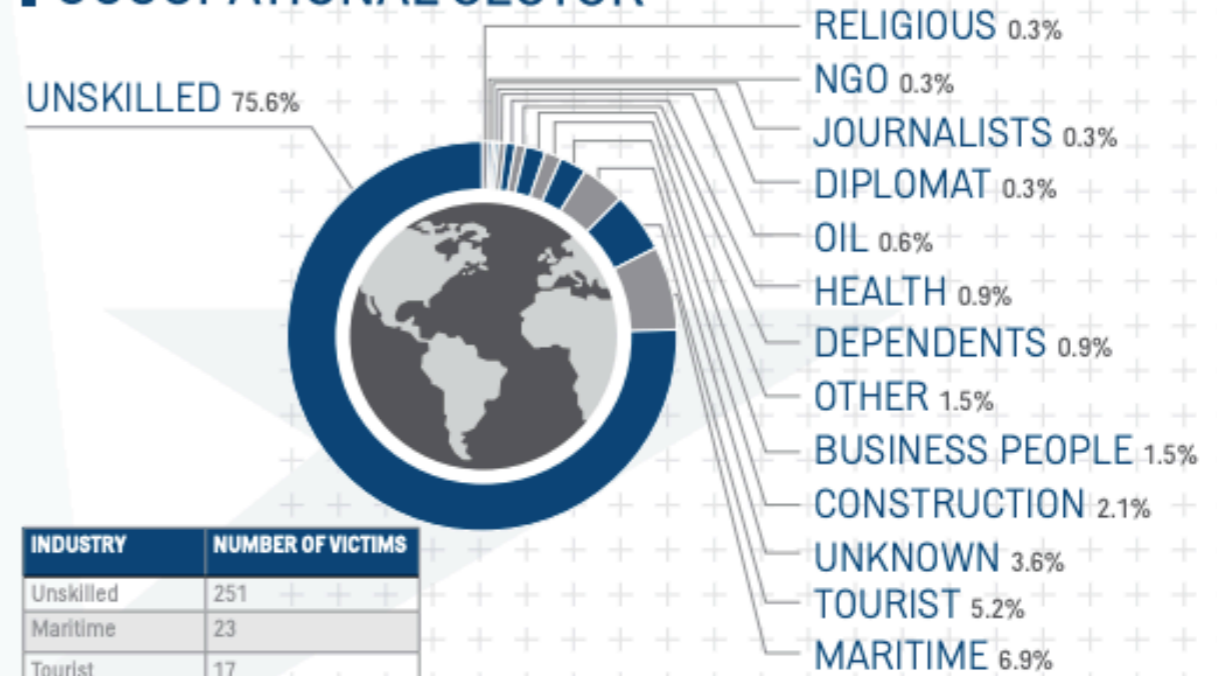
MOST VICTIMIZED SINGLE NATIONALITY

- 01 Honduran
- 02 Chinese
- 03 Cuban
- 04 Guatemalan
- 05 Bangladeshi
- 06 Yemeni
- 07 Indian
- 08 American (US)
- 09 Lebanese
- 10 Syrian

MOST VICTIMIZED ORIGIN BY REGION

REGION	ORIGIN
Africa	South Asians
Americas	Latin Americans
Asia & Pacific	Southeast Asians
Europe	Unknow nationality
Middle East	Middle Eastern

VICTIMS BY OCCUPATIONAL SECTOR



INDUSTRY	NUMBER OF VICTIMS
Unskilled	251
Maritime	23
Tourist	17
Unknown	12
Construction	7
Business	5
Other	5
Dependent	3
Health	3
Oil	2
Diplomat	1
Journallism	1
NGO	1
Religious	1

MOST VICTIMIZED OCCUPATIONAL SECTOR BY REGION

REGION	OCCUPATIONAL SECTOR
Africa	Maritime
Americas	Unskilled
Asia	Tourists
Europe	Unskilled
Middle East	Unknown

DISCLAIMER: These statistics herein presented are the result of a compilation of kidnapping incidents involving foreign nationals only, which have been reported in the media and other open sources. The information contained and its results are therefore partial as result of the incomplete nature of open-source material. Thus, this report should be taken only as a reference of general trends, taking its limitations into consideration.